



# STUDENT CONGRESS

*fall 2020*

## Kapi'olani CC

# Student Survey Results

- 2
- 3
- 4
- 5
- 6
- 7
- 8
- 9

Congress Nominations

Key Takeaways

Stress Factors

Health Services

Food Security

Campus Computer Usage

Open-Ended Themes

Appendix: Detailed Tables and Contact Info

*congrats!*

## Introducing the 2020-2021 Kapi'olani CC Student Congress.

Each candidate had at least 80% of survey participant endorsement. That means they each received at least 650 "yes" votes to be elected to their position.



Alex Sosa  
PRESIDENT



Nikko Bolo  
VICE PRESIDENT



Sosie Nikoghossian  
SECRETARY



Jenny Brown  
TREASURER



Levi Benitez  
PUBLIC RELATIONS

# mahalo!

836 students participated in this fall 2020 survey. That's 13% out of 6,370.

## What we learned...



**Money problems, health concerns, and school workload** are the most stressful factors for students in fall 2020.



Students need **more information** about how a **Health Center** would operate at Kapi'olani CC, including the fee structure.



Although 70% of students have had enough money in the past week for all their meals, **25% have skipped 1-3 meals** and **5% have skipped 4 times or more in the past week** because they didn't have the means to pay for food.



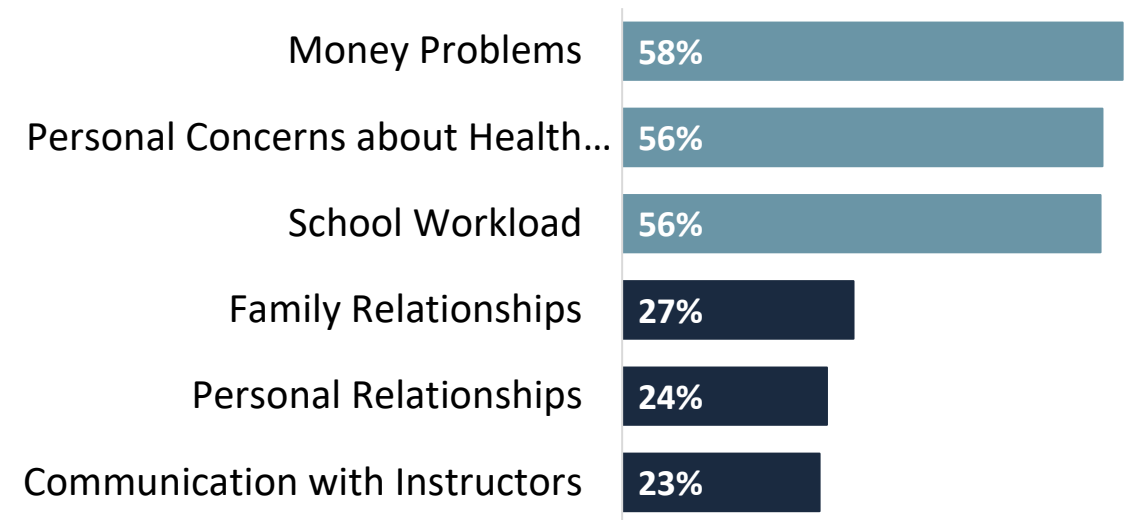
More than **half of the students would donate food** for students in need.



**78% of students are not using campus computers at all.** Future questions should distinguish the needs of online only students, as well as part-time students. 22% of students are using them at least once a week.


**“I feel everything is getting more difficult day by day. The corona cases in Hawaii is increasing and the amount of people who are losing jobs also is increasing.”**

Most students find **money problems, health concerns, and school workload** to be **stressful or extremely stressful** in fall 2020.



Percentage of students show those who answered stressful/extremely stressful when asked “How stressful are the following factors for you as we start the fall semester?”

## Would students pay a mandatory \$20 fee for on-campus access to health services?

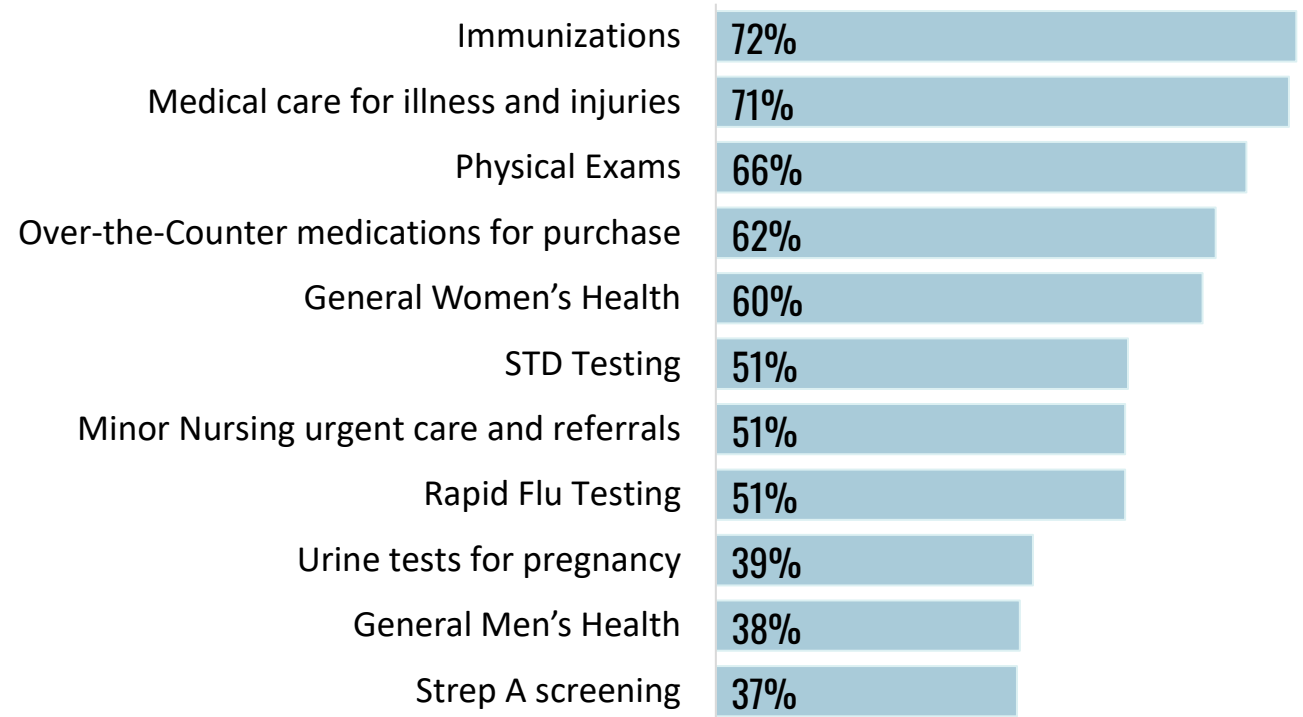


Percentage of student responses when asked the following question: “Would you be willing to pay a \$20 mandatory student fee to have on-campus access to health services, such as immunizations, lab tests, and a general medical clinic?”

**“I am also looking forward to your on-campus health center, in my opinion it will help many students including myself especially if they are afraid to ask their parents to go to the doctor something.”**

**“Health-related project is valuable! Students would be happy and feel safe if they have a place to get basic care, health check, and birth control (like condom, pills etc) with low cost/free. Also, I want the bookstore to sell more kinds of health-related products such as med and female products because for students who come to campus by bus, it is not easy to access drug store while they are on campus.”**

## What services would students use?



Percentage of student responses when asked the following question: “If the campus had a Health Center, which services would you use? (Check all that apply.)” The questions that are gender-specific (e.g. pregnancy tests and general men’s health) naturally have a lower percentage. Although this survey didn’t ask participants to disclose their gender, the campus population is generally 2/3 female and 1/3 male.

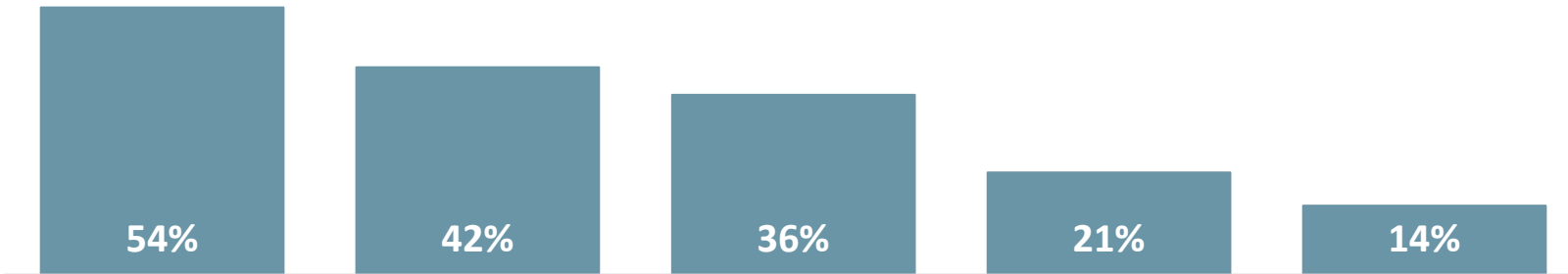
## How many times have students **not eaten a meal in the past week** because they didn't have the means to pay for food?



Percentage of student responses when asked the following question:

“In the past week, how many times have you not eaten a meal because you didn't have the means to pay for food?”

## How would students **contribute** to a campus **food pantry**?



Bring donations of food for students in need   Volunteer an hour per week to help students in need   Make announcements in class or on social media   Bring cash donations or gift cards for students in need   I wouldn't volunteer.

Percentage of student responses when asked the following question:

“How could you contribute to a campus food pantry? (Check all that apply.)”

“Since I do online classes - full-time, I do not need to and won't come to the campus at all especially during Covid-19. I would send by mail - donations of food and money for students in need.”

“I have been to the food pantry in FYE several times to collect as well as donate food. I am looking forward to the changes [ASKSC] can bring to KCC!”

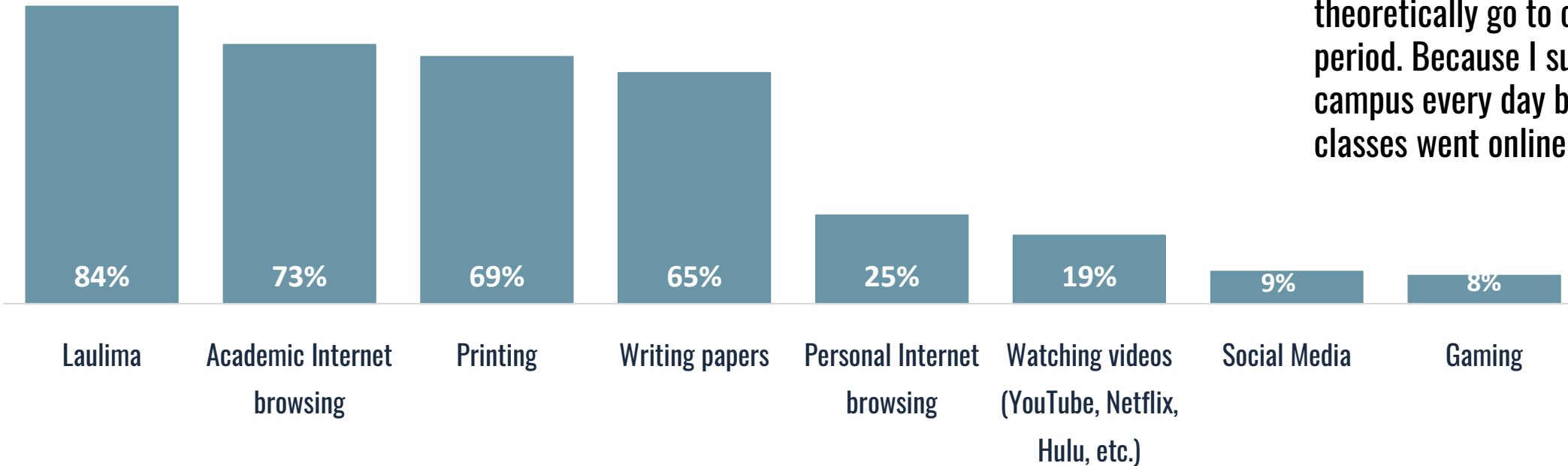
## How many times do students use campus computers on a weekly basis?



Percentage of student responses when asked the following question: “How often do you use campus computers on a weekly basis?”

For the 177 students who answered 1-4 + times, they primarily use the campus computers for the following:

“It was not clear if you were asking for how many times I should theoretically go to campus or in this period. Because I supposed to go on campus every day but now all my classes went online.”



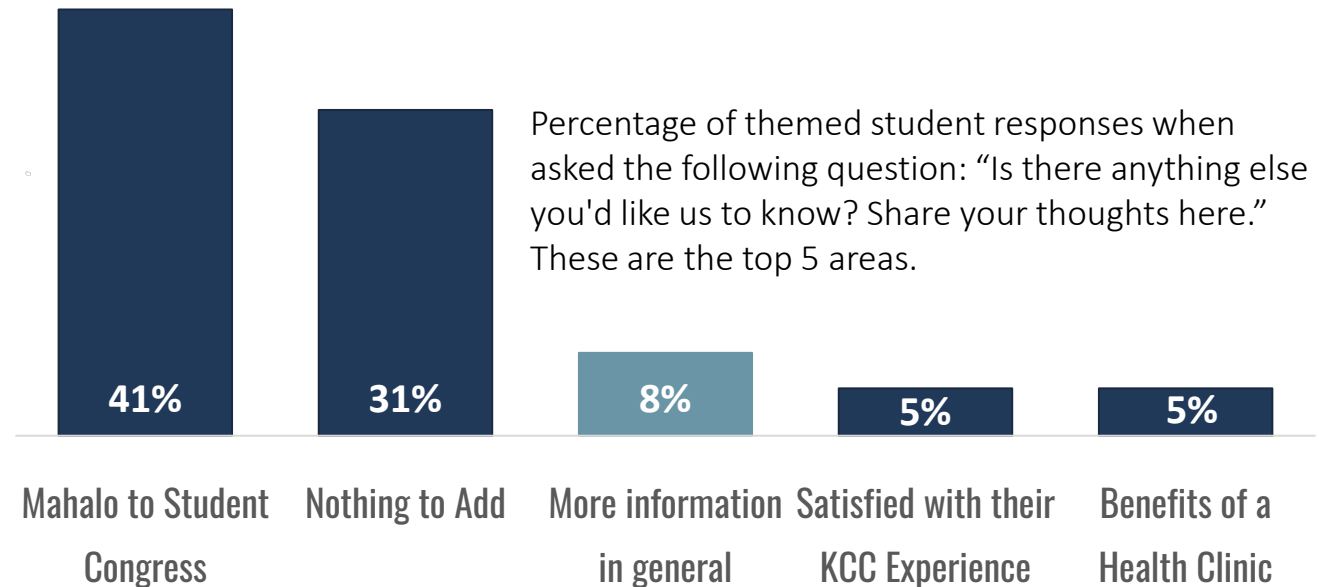
Percentage of student responses when asked the following question: “What do you primarily use the computers for? (Check all that apply.)”



## Students want more information.

8% of the 177 respondents who shared open-ended responses wanted to know more about the following:

- ✓ Financial Support
- ✓ Details about a potential on-campus health clinic
- ✓ Expectations for their online assignments
- ✓ ASKCC and its online presence
- ✓ General COVID-19 guidelines on campus



# Appendix of Detailed Tables

Interested in joining Student Congress or have questions about campus governance? Reach out to Faculty Advisor Shannon Sakaue, EdD [[sks78@hawaii.edu](mailto:sks78@hawaii.edu)].

Questions about the data? Email Analyst Kara Plamann Wagoner [[karapw@hawaii.edu](mailto:karapw@hawaii.edu)] from the Kapi'olani CC Office for Institutional Effectiveness .

## Note

Questions 1-5 asking for candidate support are omitted. As noted on page 2, each candidate received at least 650 “yes” votes. Also omitted are the results from question 13 in which participants shared their email addresses to enter a raffle to receive gift cards.

### Q6. How stressful are the following factors for you as we start the fall semester?

| FACTOR                                                       | Not Stressful at All |     | Somewhat Stressful |     | Stressful |     | Extremely Stressful |     | Total        |
|--------------------------------------------------------------|----------------------|-----|--------------------|-----|-----------|-----|---------------------|-----|--------------|
| Money Problems                                               | 8.92%                | 71  | 32.66%             | 260 | 28.52%    | 227 | 29.90%              | 238 | 796          |
| Family Relationships                                         | 37.70%               | 299 | 35.31%             | 280 | 17.02%    | 135 | 9.96%               | 79  | 793          |
| School Workload                                              | 9.18%                | 73  | 34.97%             | 278 | 34.47%    | 274 | 21.38%              | 170 | 795          |
| Personal Relationships                                       | 40.71%               | 322 | 35.40%             | 280 | 15.80%    | 125 | 8.09%               | 64  | 791          |
| Personal Concerns about Health and Safety<br>(e.g. COVID-19) | 13.05%               | 104 | 30.87%             | 246 | 28.11%    | 224 | 27.98%              | 223 | 797          |
| Communication with Instructors                               | 38.72%               | 309 | 38.22%             | 305 | 14.91%    | 119 | 8.15%               | 65  | 798          |
|                                                              |                      |     |                    |     |           |     |                     |     | Answered 798 |
|                                                              |                      |     |                    |     |           |     |                     |     | Skipped 38   |

**Q7. Would you be willing to pay a \$20 mandatory student fee to have on-campus access to health services, such as immunizations, lab tests, and a general medical clinic?**

| Answer Choices        | Responses (Percent & N) |     |
|-----------------------|-------------------------|-----|
| Yes                   | 31%                     | 248 |
| No                    | 27%                     | 214 |
| Need more information | 42%                     | 334 |
|                       | Answered                | 796 |
|                       | Skipped                 | 40  |

**Q8. If the campus had a Health Center, which services would you use? (Check all that apply.)**

| Answer Choices                             | Responses (Percent & N) |     |
|--------------------------------------------|-------------------------|-----|
| Immunizations                              | 71.66%                  | 397 |
| Medical care for illness and injuries      | 70.76%                  | 392 |
| Physical Exams                             | 65.52%                  | 363 |
| Over-the-Counter medications for purchase  | 61.73%                  | 342 |
| General Women's Health                     | 60.11%                  | 333 |
| Sexually Transmitted Disease (STD) Testing | 50.90%                  | 282 |
| Rapid Flu Testing                          | 50.54%                  | 280 |
| Minor Nursing urgent care and referrals    | 50.54%                  | 280 |
| Urine tests for pregnancy                  | 39.17%                  | 217 |
| General Men's Health                       | 37.55%                  | 208 |
| Strep A screening                          | 37.18%                  | 206 |
|                                            | Answered                | 554 |
|                                            | Skipped                 | 282 |

**Q9. In the past week, how many times have you not eaten a meal because you didn't have the means to pay for food?**

| 0 times |     | 1 time |    | 2-3 times |     | 4 times or more |    | Total    |     |
|---------|-----|--------|----|-----------|-----|-----------------|----|----------|-----|
| 69.46%  | 530 | 12.19% | 93 | 13.11%    | 100 | 5.24%           | 40 | 763      |     |
|         |     |        |    |           |     |                 |    | Answered | 763 |
|         |     |        |    |           |     |                 |    | Skipped  | 73  |

**Q10. How could you contribute to a campus food pantry? (Check all that apply.)**

| Answer Choices                                          | Responses (Percent & N) |     |
|---------------------------------------------------------|-------------------------|-----|
| Bring donations of food for students in need            | 53.59%                  | 410 |
| Volunteer an hour per week to help students in need     | 41.57%                  | 318 |
| Make announcements in class or on social media          | 36.08%                  | 276 |
| Bring cash donations or gift cards for students in need | 20.52%                  | 157 |
| I wouldn't volunteer.                                   | 13.86%                  | 106 |
|                                                         | Answered                | 765 |
|                                                         | Skipped                 | 71  |

### Q11. How often do you use campus computers on a weekly basis?

| 0 times |     | 1 time |    | 2-3 times |    | 4 times or more |    | Total    |     |
|---------|-----|--------|----|-----------|----|-----------------|----|----------|-----|
| 77.79%  | 606 | 8.34%  | 65 | 7.70%     | 60 | 6.16%           | 48 | 779      |     |
|         |     |        |    |           |    |                 |    | Answered | 779 |
|         |     |        |    |           |    |                 |    | Skipped  | 57  |

### Q12. What do you primarily use the computers for? (Check all that apply.)

| Answer Choices                                 | Responses (Percentages & N) |     |
|------------------------------------------------|-----------------------------|-----|
| Laulima                                        | 83.62%                      | 148 |
| Academic Internet browsing                     | 72.88%                      | 129 |
| Printing                                       | 69.49%                      | 123 |
| Writing papers                                 | 64.97%                      | 115 |
| Personal Internet browsing                     | 24.86%                      | 44  |
| Watching videos (YouTube, Netflix, Hulu, etc.) | 19.21%                      | 34  |
| Social Media                                   | 9.04%                       | 16  |
| Gaming                                         | 7.91%                       | 14  |
|                                                | Answered                    | 177 |
|                                                | Skipped                     | 659 |

**Q14. Is there anything else you'd like us to know? Share your thoughts here. 😊**

201 Answered. 635 Skipped. A single response could have had multiple themes, making the total 210 rather than 201.

| Theme                                                            | Count (N) |
|------------------------------------------------------------------|-----------|
| Mahalo to Student Congress and Wishes to Stay Safe               | 72        |
| N/A, Nothing to Add                                              | 55        |
| Other (Suggestions for Academic Programs, Survey Feedback, etc.) | 23        |
| Happy at KCC                                                     | 8         |
| Benefits of Health Clinic                                        | 8         |
| Issues with mandatory fees                                       | 4         |
| Student attending classes off island                             | 3         |
| Pandemic financial support                                       | 3         |
| More information about financial support                         | 3         |
| Eliminate expensive textbooks                                    | 2         |
| Post-pandemic changes to school life (no longer on campus)       | 2         |
| Celebrate achievements more frequently                           | 2         |
| Increase library hours                                           | 2         |
| Survey focused on face-to-face students only                     | 2         |
| More information about health clinic                             | 2         |
| Lack of clear direction from instructors                         | 2         |
| Willing to Volunteer                                             | 2         |
| Open the campus                                                  | 1         |
| Praise for incentive                                             | 1         |
| Financial struggles                                              | 1         |
| Desire to see voting results                                     | 1         |
| Desire to return to campus                                       | 1         |
| More information about Student Congress media presence           | 1         |
| Alternative study spaces beyond the library                      | 1         |
| More information about the food pantry                           | 1         |
| Add a mentoring program for all new students                     | 1         |
| More Information about the Health Clinic                         | 1         |
| More benches                                                     | 1         |
| More transparency on campus                                      | 1         |
| Ease social distancing protocols on campus                       | 1         |
| Add a gym                                                        | 1         |
| Mental health space                                              | 1         |
| Grand Total                                                      | 210       |