

Kapi'olani CC Student Congress Survey Results • Spring 2022

Intro	Demographics	Spring Challenges	Needs & Services	Class Preferences	Website & Tech Tools	Facilities ..
-------	--------------	-------------------	------------------	-------------------	----------------------	---------------



How do we **connect** students to the resources they need? How do we **alleviate** financial struggle, **encourage** community building, and **enable** flexible learning environments?

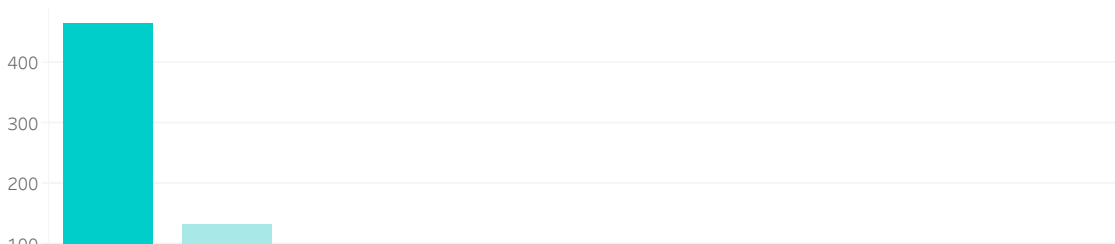
Every spring semester, Kapi'olani CC Student Congress and the Office for Institutional Effectiveness partner in creating a survey to distribute to any student registered for classes at our college.

On April 12th, students received a link to the Survey via UH Announce; using such a distribution list is an effective method to garner participant feedback for organizations with a comprehensive email directory (Dillman et al., 2014). Furthermore, a previous survey distributed via physical mail and email showed students prefer email communication. The survey closed on April 20th with 514 responses out of a population of 5,464 (5% margin of error; 95% confidence level). The demographics mirror that of our campus with the exception of overrepresentation of full-time students.

What follows are a summary of student responses. Open-ended responses were shared with Student Congress but have been omitted from this general summary. Themes from those responses are included in the graphics where appropriate.

How do we get messages to students?

In spring 2022, 90% of survey takers said they received campus news through **emails**. One out of four students said their **professors**. One out of six said the **Student Congress newsletter**.




Kapi'olani CC Student Congress Survey Results • Spring 2022

Intro	Demographics	Spring Challenges	Needs & Services	Class Preferences	Website & Tech Tools	Facilities ..
-------	--------------	-------------------	------------------	-------------------	----------------------	---------------



Student Demographics

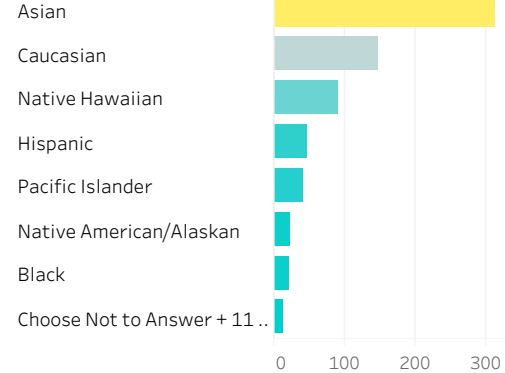
The 514 students who took the survey provided information about their identity. Their responses match the demographics of our campus population, with the exception of full-time/part-time status. 70% of KCC students are part-time. **However, more part-time students are taking surveys.** In the past, around 30% of survey takers were part-time. Spring 2022 is a step in the right direction.



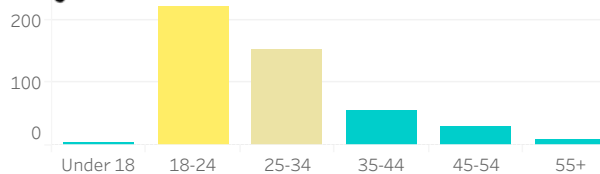
gender



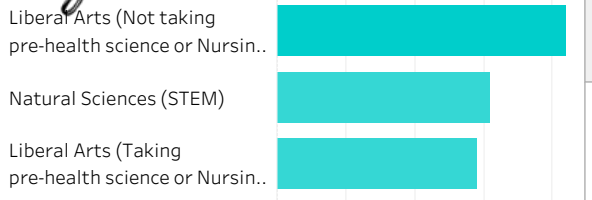
ethnicity



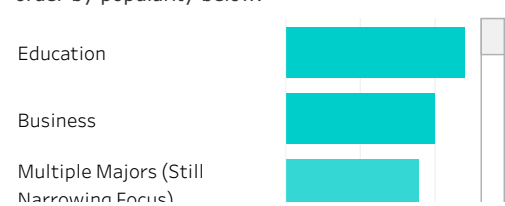
age



major



Unclassified and general liberal arts majors were asked what **pathway** (potential major) interests them the most. Their responses in order by popularity below.



Kapi'olani CC Student Congress Survey Results • Spring 2022

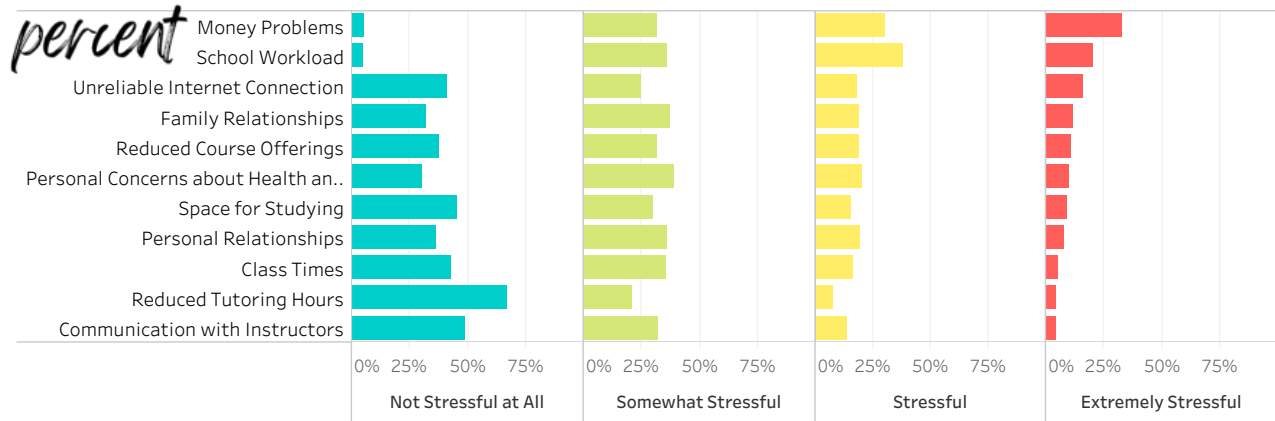
Intro	Demographics	Spring Challenges	Needs & Services	Class Preferences	Website & Tech Tools	Facilities ..
-------	--------------	-------------------	------------------	-------------------	----------------------	---------------

spring 2022 challenges

Finances and school workload continue to be the **most stressful factors** for survey takers. **Nearly seven out of ten of these students are working** while attending KCC while another **one-third are battling mental health issues**.



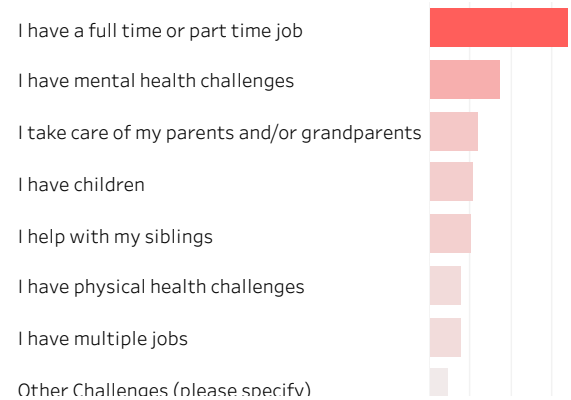
How stressful are the following factors for you as we continue into the spring semester?



count



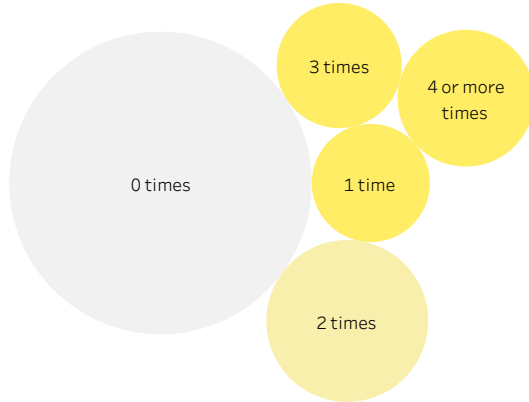
Outside of school, what responsibilities and obligations are relevant to you?



Kapi'olani CC Student Congress Survey Results • Spring 2022

Intro	Demographics	Spring Challenges	Needs & Services	Class Preferences	Website & Tech Tools	Facilities & Future
-------	--------------	-------------------	------------------	-------------------	----------------------	---------------------

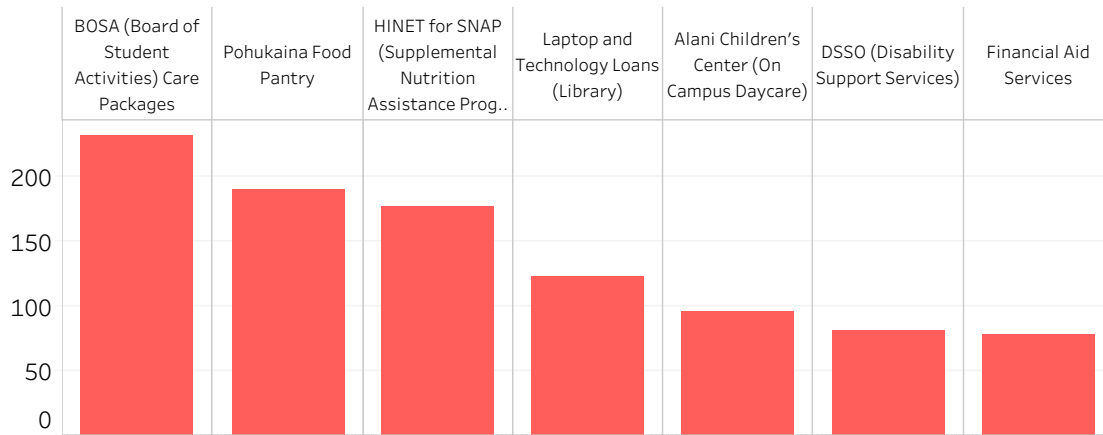
In the past week, I **skipped meal(s)** because I couldn't afford it...



students + resources

Nearly half (44%) of our survey takers skipped a meal in the past week because they couldn't afford to eat. **At least one out of three students** who could benefit from the services did not know that BOSA provided care packages, Pohukaina provided food, or that SNAP benefits are available. **How can we build capacity in these services so students have their basic needs met?**

Students Not Familiar With a Service Who May Now Use It



How familiar are you with the following services?

table

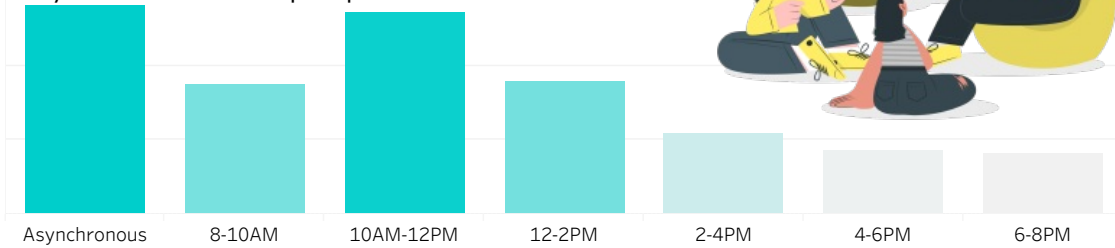
	Not familiar. I may use it.	Familiar. I do not use it.	Familiar. I do use it.	Not familiar. I won't use it.
BOSA (Board of Student Activities) Care ..	■	■	■	■

Kapi'olani CC Student Congress Survey Results • Spring 2022

Intro	Demographics	Spring Challenges	Needs & Services	Class Preferences	Website & Tech Tools	Facilities & Future
-------	--------------	-------------------	------------------	--------------------------	----------------------	---------------------

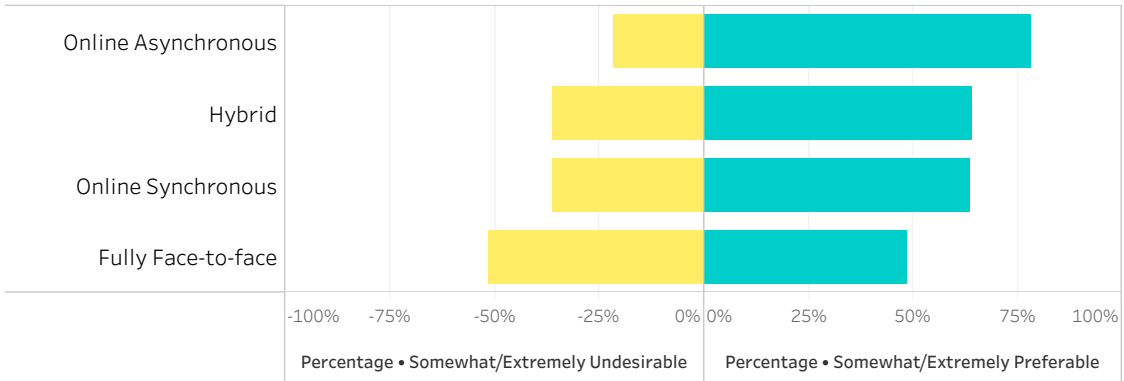
class preferences

Students selected their **ideal class times**. They could choose multiple options.



modality

Students selected answers based on a **Likert Scale**. Results match enrollment trends and previous survey results showing an overall preference for **online asynchronous**.



count

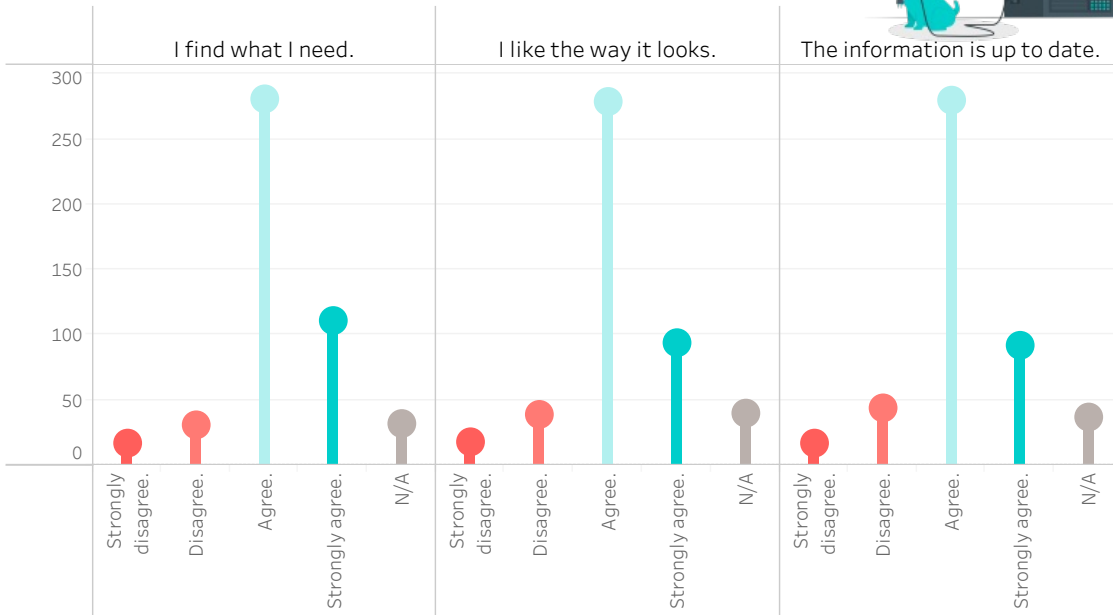


Kapi'olani CC Student Congress Survey Results • Spring 2022

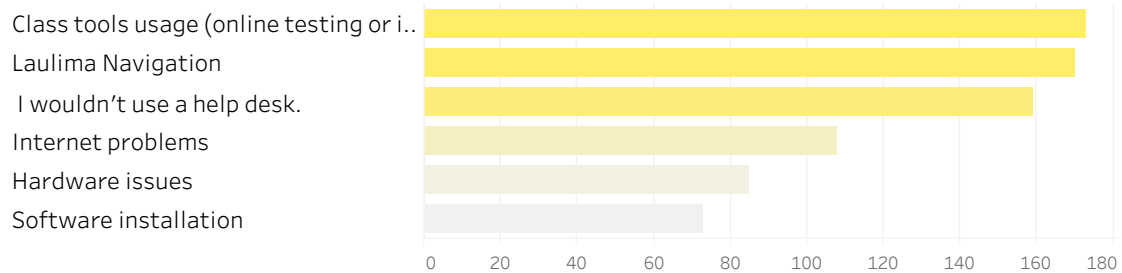
Intro	Demographics	Spring Challenges	Needs & Services	Class Preferences	Website & Tech Tools	Facilities & Future
-------	--------------	-------------------	------------------	-------------------	----------------------	---------------------

tech tools

On the KCC Website...



If Kapi'olani CC had **Help Desk Services**, when would you contact them for assistance?
(Check all that apply.)



Would you prefer an online or on-campus help desk?

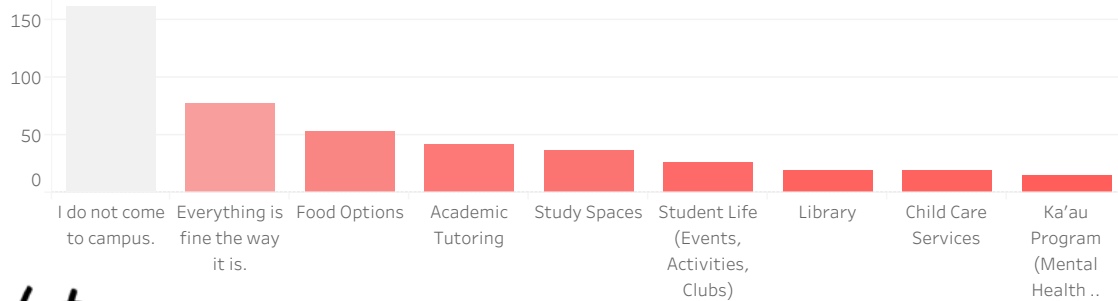


Kapi'olani CC Student Congress Survey Results • Spring 2022

Intro	Demographics	Spring Challenges	Needs & Services	Class Preferences	Website & Tech Tools	Facilities & Future
-------	--------------	-------------------	------------------	-------------------	----------------------	---------------------

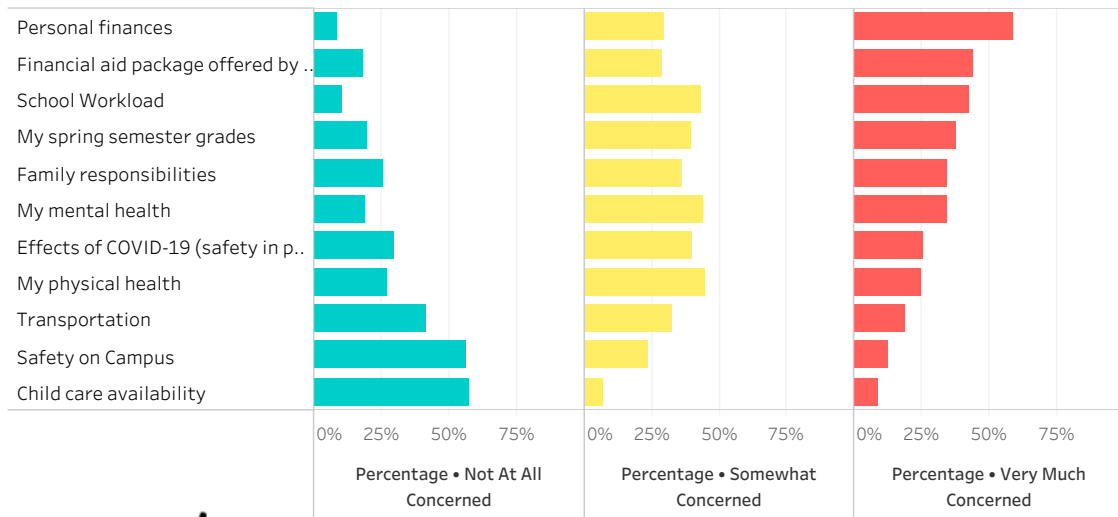
facilities

When asked "if the college could improve ***just one*** on-campus resource, what should it be?" responses were scattered with 12% selecting food options.



future

How concerned are students about the following items for the **Fall 2022 semester**?



commute

Most survey takers **drive to campus by themselves.**

